

National Careers Week

LMI (Labour Market Information)



Labour Market Information

North West

National
Careers
Service®

Employment

76.2%



UK average **76.3%**.

Female 72.7% Male 79.8%




Unemployment

4.2%



UK average **3.8%**.

Salary



The average income is **£28,589** a year

Working Hours



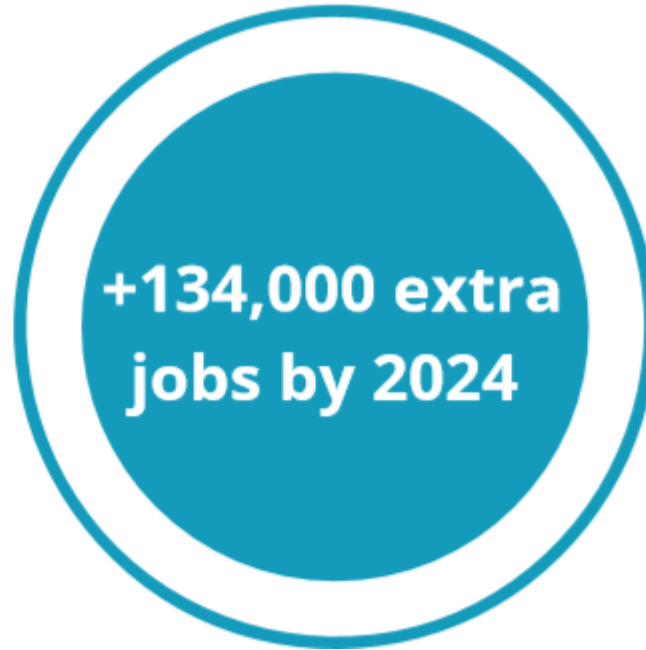
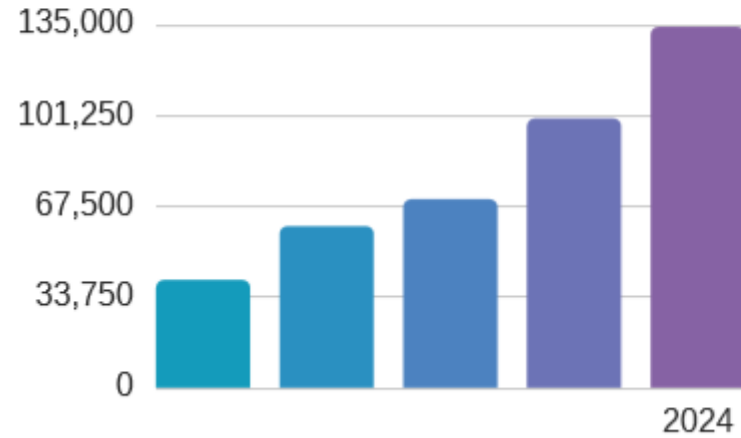
On average people work **31.9** hours a week

Self-Employed



431,000 people are self-employed

Predicted Job Growth



Sectors set to grow

- Finance & Business
- Construction
- Information Technology
- Transport and Storage
- Cultural & Creative
- Health and Social Work

Where are the most jobs now?



**Wholesale and
Retail**



**Health and
Social Care**



Manufacturing



**Science &
Technology**



Administration

**LMI obtained from the Office for National Statistics and NOMIS. Last updated January 2020*

Labour Market Information

National
Careers
Service®

UK Overview

Employment


The UK employment rate is **76.3%**
(80.4% male, 72.3% female)



Unemployment

The UK unemployment rate is **3.8%**
(4% male, 3.6% female)

Salary



The average income is **£30,414** a year

Working Hours



On average people work **31.9** hours a week

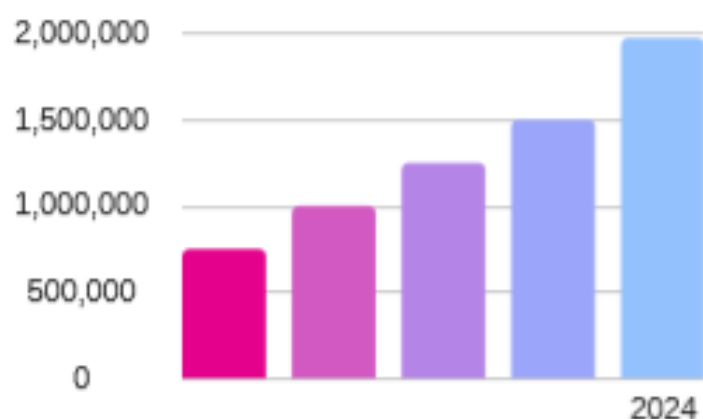
Self-Employed



10.9%

4.5 million people are self-employed

Predicted Job Growth



6% growth
by 2024 creating
1,974,000
extra jobs
in the UK

Fastest growing sectors

- Financial Technology
- Digital Marketing
- Biotechnology
- Gaming and Virtual Reality
- I.T/Technology
- Engineering
- Healthcare



Where are the most jobs now?



**Wholesale and
Retail (4.9million)**



**Health and
Social Care
(4.4million)**



**Science and
Technology
(3.2million)**



**Administration
(3million)**



**Education
(2.9million)**

**LMI obtained from the Office for National Statistics and NOMIS. Last updated January 2020*
